


## Order and Quote Form

## Standard Threshold - With Sill Only



## TR Standard Wedgewire Grate



## Grate Width

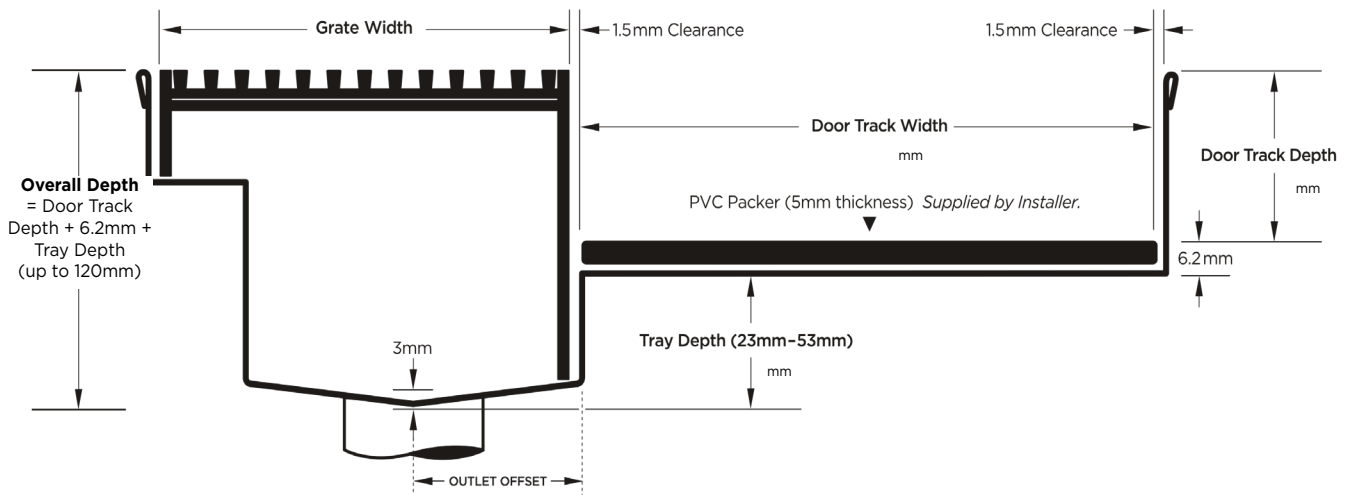
**65mm**

(Minimum door track depth 35mm) O/A Width = 78mm + Door Track Width

**100mm**

(Minimum door track depth 30mm) O/A Width = 111mm + Door Track Width

## Channel + Door Track Dimensions



## Length + Outlet Requirements

Please include drainage length and all required outlets.

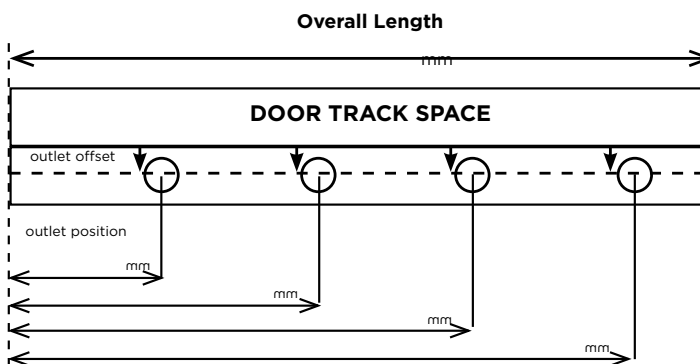
## Required Outlet Size

65 & 100mm Grates	32mm	38mm	44mm	51mm
100mm Grates only	63mm	76mm	89mm	

## Optional Components (Additional Charges Apply)

**Concrete Ties** (17mm wide / 10mm hole, extend 30mm from base)**Stainless Steel Packer (5mm Thickness)****Electropolishing** (recommended for installation in marine or pool area environments)**Overflow Outlet**

**PLEASE NOTE** Minimum channel length equals door track length plus 6mm. Grates longer than 1500mm and Tile Inserts longer than 1200mm are supplied in multiple sections. Channels 2950mm maximum in one piece, channels over 2950mm are supplied in multiple sections with joiner. See AS3500 standard & local regulator for specific outlet & drainage requirements.  
+/- 2mm tolerance on dimensions.



Full Name

Email Address

Company Name

Order Number

Stormtech Quote Number

Telephone

Signature