




ARCHITECTURAL
GRATES + DRAINS



65PPSiMTLF

Linear Drain with Tile Flange



Our punched perpendicular slot grate design featuring a custom channel with tile flange.

The F Series features a custom made flange for floor and walls combined with a choice of grate or tile insert from Stormtech's superb designer range.

Stormtech's range of architectural grates and drains with tile flanges are designed to solve the complexities of today's building requirements

Custom made to suit your range requirements; including custom built flange ledge to suit your tile depth, outlet size and channel position.

Refer to AS3500 for outlet pipe sizes specific to your installation.

Code 65PPSiMTLF

Range 65

Grate Style PPS

Category Made-to-Length


Channel Material Stainless Steel

Steel Grade 316

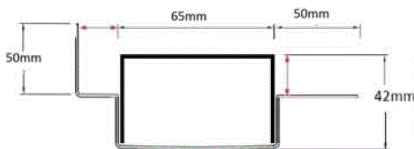
SPECIFICATIONS + DIMENSIONS

Channel Width	65mm
Channel Depth	42mm
Length(s)	As Required
Outlet Size	DN40, DN50, DN65

STORMTECH COLOUR FINISHES



Electroplate finishes subject to natural variation with time and local environment. Factors such as pools/surf beaches may require electropolishing. Contact us for suitability.



Grates longer than 1500mm supplied in sections. Tile Inserts longer than 1200mm supplied in sections. Channels over 3000mm supplied in sections with joiner. +/-2mm tolerance on dimensions.

PRODUCT APPLICATIONS

- | | |
|-----------------------------|----------------------------|
| Bathroom Drainage | Hospitality Drainage |
| Aged / Health Care Drainage | Paved Area Drainage |
| Balcony Drainage | Shower Drainage |
| Commercial Drainage | Multi-Residential Drainage |
| Courtyard / Patio Drainage | Special Needs Drainage |
| Pool and Spa Area Drainage | Threshold Drainage |

Copyright © Stormtech Pty Ltd. Patent 733361. Drawings not to scale, please use dimensions shown. Downloaded 10/03/2025 (please check for updates)



Visit stormtech.com.au
for tools + inspiration.

Phone **1300 653 403**

Email info@stormtech.com.au