




ARCHITECTURAL  
GRATES + DRAINS



# SQ100Ti20DN100

## Square Floor Waste



**Code** SQ100Ti20DN100

**Range** Square

**Grate Style** Ti

**Category** Square Floor Waste

**Channel Material** Stainless Steel

**Steel Grade** 316

### Square Floor waste with Tile Insert

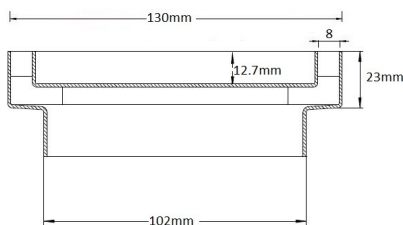
The SQ100Ti is a standard floor waste drain.

The SQ Range of floor waste units allow the integration of a standard floor waste with Stormtech linear drainage.

Tile Insert Floor waste measures 130mm x 130mm.

It is suitable for tiles up to 12mm thick.

**Available with 101mm outlet**




Grates longer than 1500mm supplied in sections. Tile Inserts longer than 1200mm supplied in sections. Channels over 3000mm supplied in sections with joiner. +/-2mm tolerance on dimensions.

### SPECIFICATIONS + DIMENSIONS

<b>Channel Width</b>	130mm
<b>Channel Depth</b>	23mm
<b>Length(s)</b>	130mm
<b>Outlet Size</b>	DN100

### STORMTECH COLOUR FINISHES



Electroplate finishes subject to natural variation with time and local environment. Factors such as pools/surf beaches may require electropolishing. Contact us for suitability.

### PRODUCT APPLICATIONS

Bathroom Drainage  
Balcony Drainage  
Commercial Drainage  
Courtyard / Patio Drainage  
Paved Area Drainage  
Shower Drainage

Multi-Residential Drainage  
Wet Area Drainage



Copyright © Stormtech Pty Ltd. Patent 733361. Drawings not to scale, please use dimensions shown.  
Downloaded 05/02/2025 (please check for updates)

Visit [stormtech.com.au](http://stormtech.com.au)  
for tools + inspiration.

Phone **1300 653 403**

Email [info@stormtech.com.au](mailto:info@stormtech.com.au)